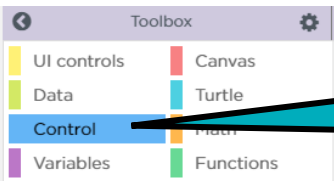


App Lab Cribsheet Automatically Switch Screens

From a screen (not part of a button)

1

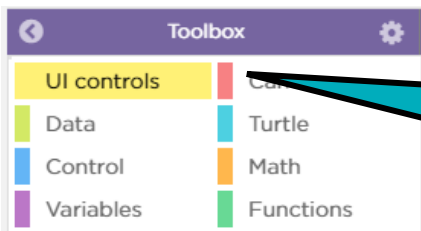


Under Control, find `setTimeout (callback, ms)`

2

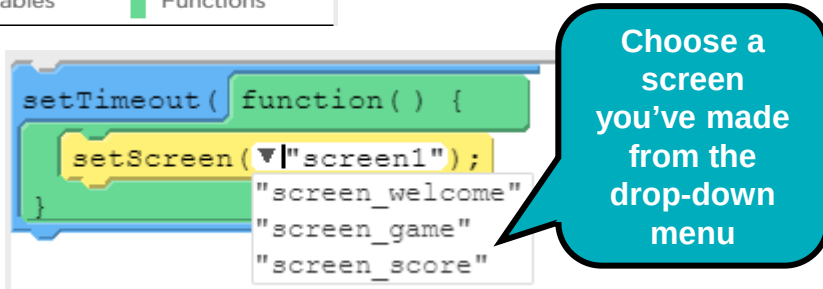


2a. Drag it right, onto the Workspace



2b. Under UI controls, find `setScreen (screenId)`

3



Choose a screen you've made from the drop-down menu

4



Change the milliseconds if needed
1000 ms = 1 second

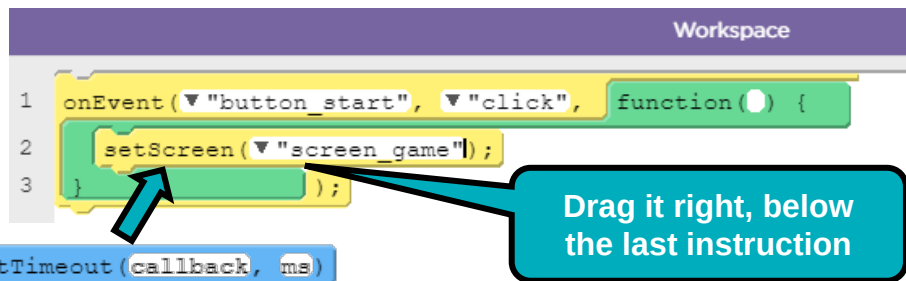
As part of a button

1




Under UI controls, find `setTimeout (callback, ms)`

2




Drag it right, below the last instruction

3



Under UI controls, find `setScreen (screenId)`

4



Choose a screen you've made from the drop-down menu

5



Change the milliseconds if needed
1000 ms = 1 second